

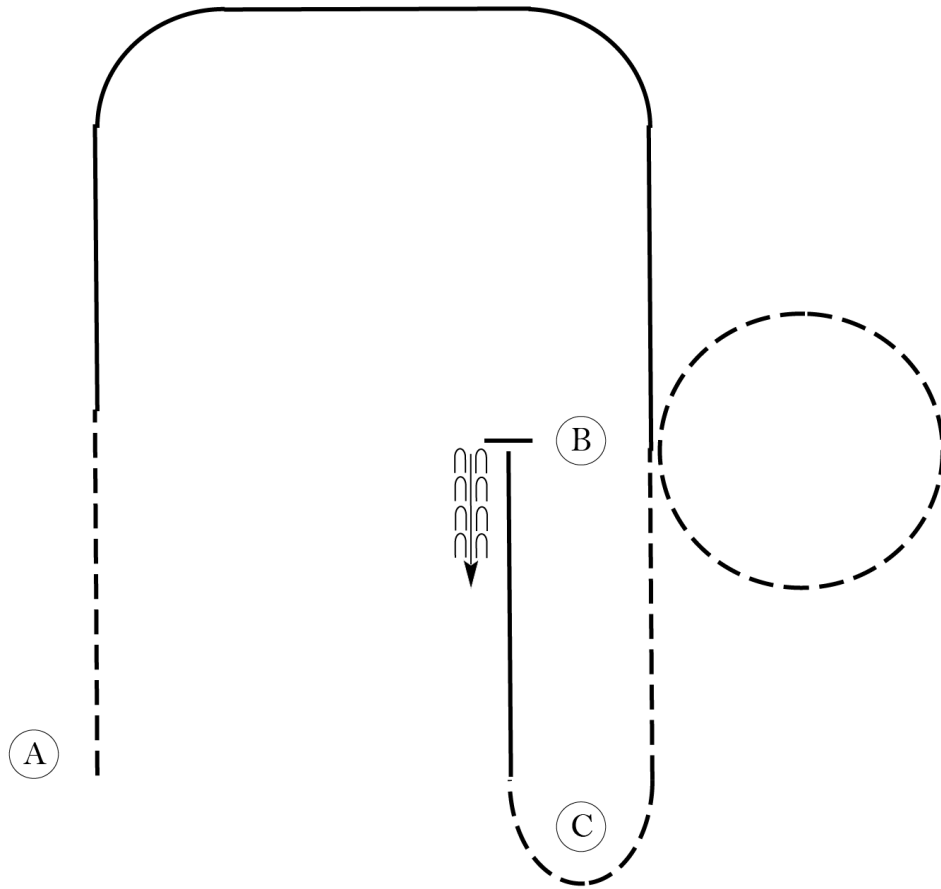
Paint North Show

Hunt Seat Equitation

Show Date: 9-10 June 2018

w w w . H o r s e S h o w P a t t e r n s . c o m

w w w . H o r s e S h o w P a t t e r n s . c o m



Be ready at A.

1. Trot on the left diagonal.
2. Canter on the right lead to B.
3. Trot a circle to the left on the correct diagonal.
4. Sitting trot to and around C.
5. Canter left lead to B.
6. Stop and back.

Walk	-----
Trot	- - - - -
Extended Trot	— — — — —
Canter	—————
Leg Yield	
Lead Change	↘ ↙
Back	←←←
Marker	⊙
Sidepass	← — — — — →
Hand Gallop	—————

[HSE/2-107]

Pattern Provided by:

The Judges

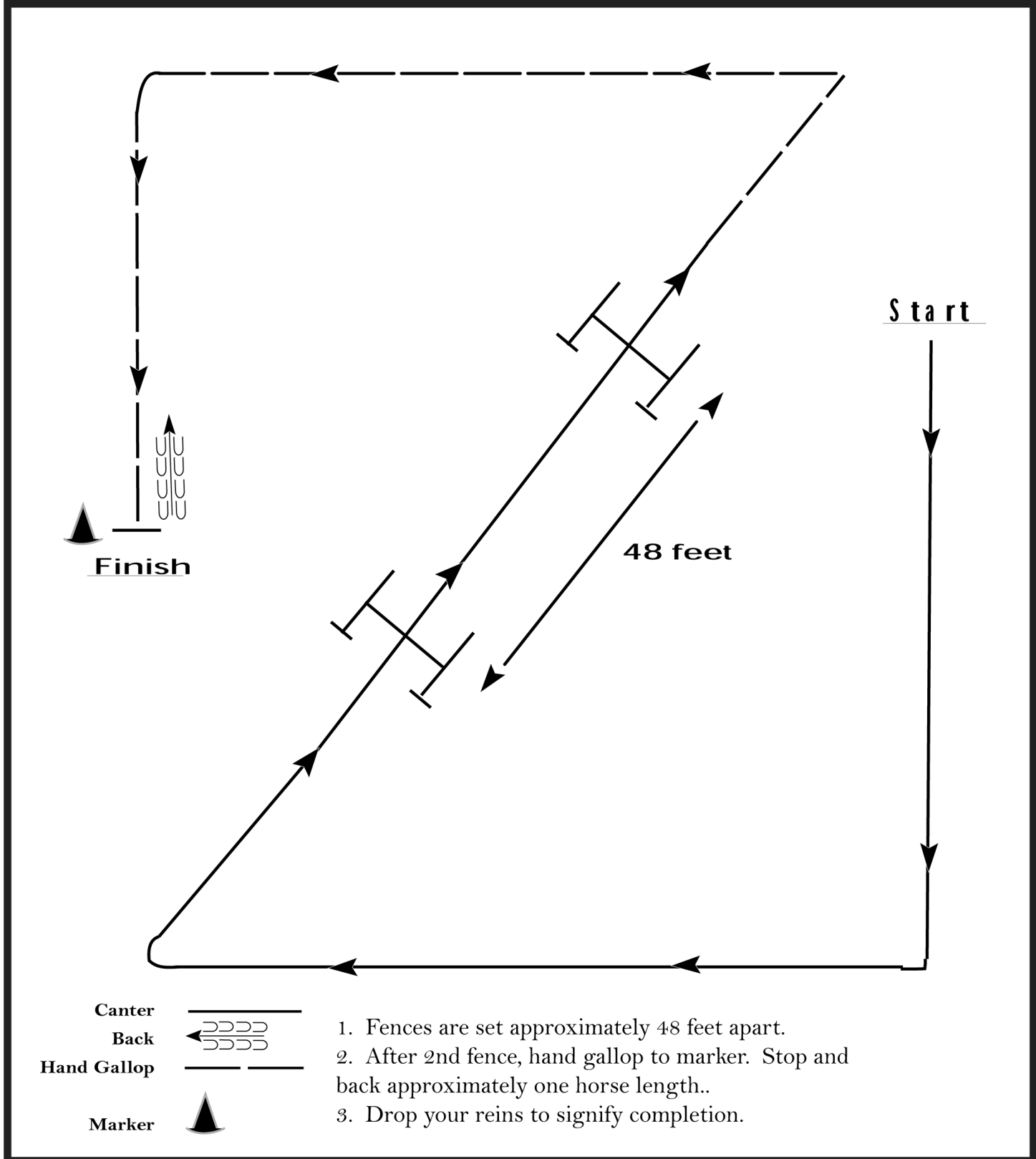
Paint North Show

Hunter Hack (Open and SPB)

Show Date: 9-10 June 2018

www.HorseShowPatterns.com

www.HorseShowPatterns.com



[HH/48-14]

Pattern Provided by:

The Judges

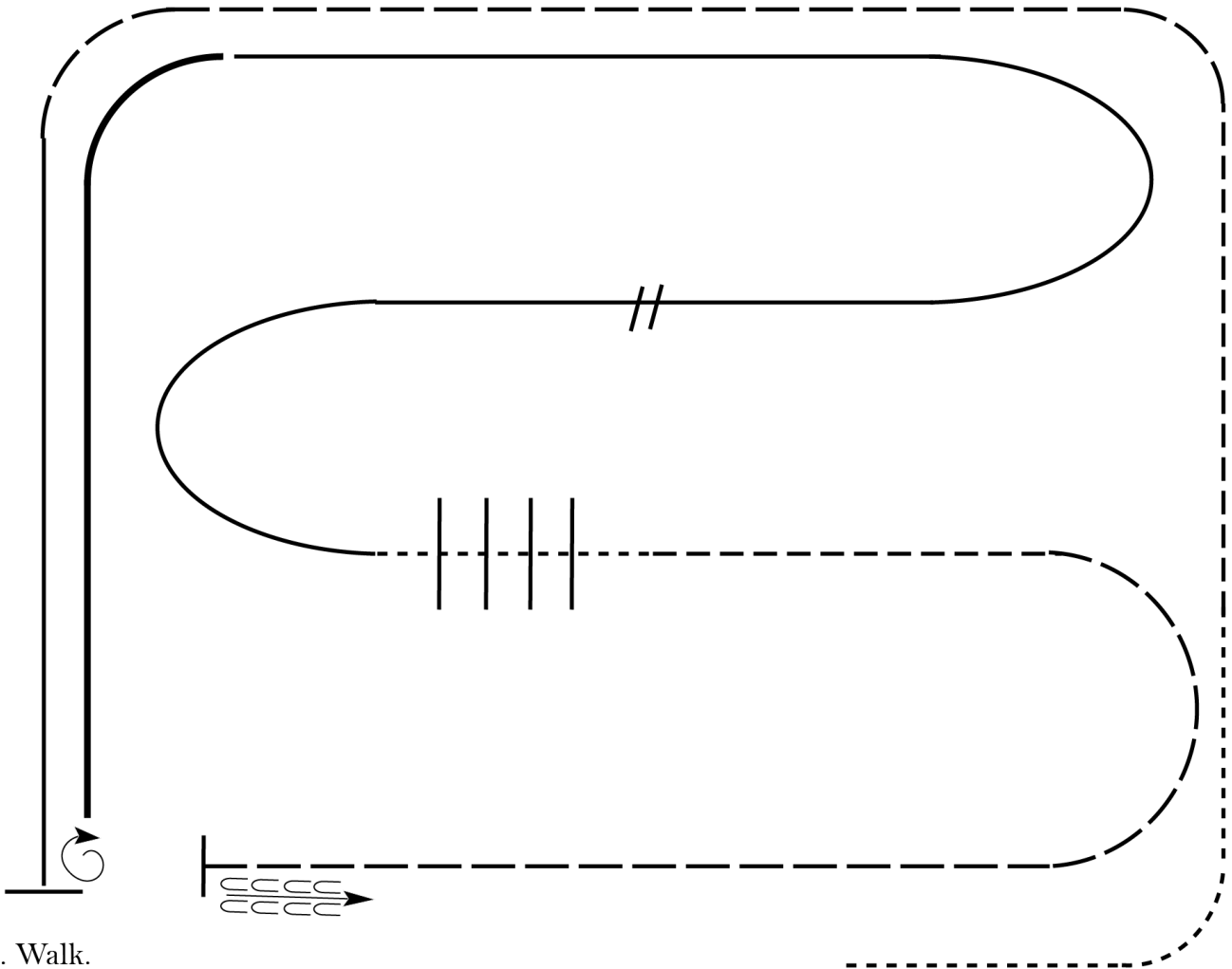
Paint North Show

Ranch Riding

Show Date: 9-10 June 2018

www.HorseShowPatterns.com

www.HorseShowPatterns.com



1. Walk.
2. Trot
3. Extended trot.
4. Left lead lope
5. Stop, 1 1/2 turn right
6. Extended lope
7. Collect to working lope-right lead
8. Change leads (simple or flying)
9. Walk
10. Walk over logs
11. Trot
12. Extended trot
13. Stop and back

Walk	-----
Jog	-----
Extended Jog	-----
Lope	-----
Lead Change	////
Back	←←←←
Marker	(B)

[RR/2]

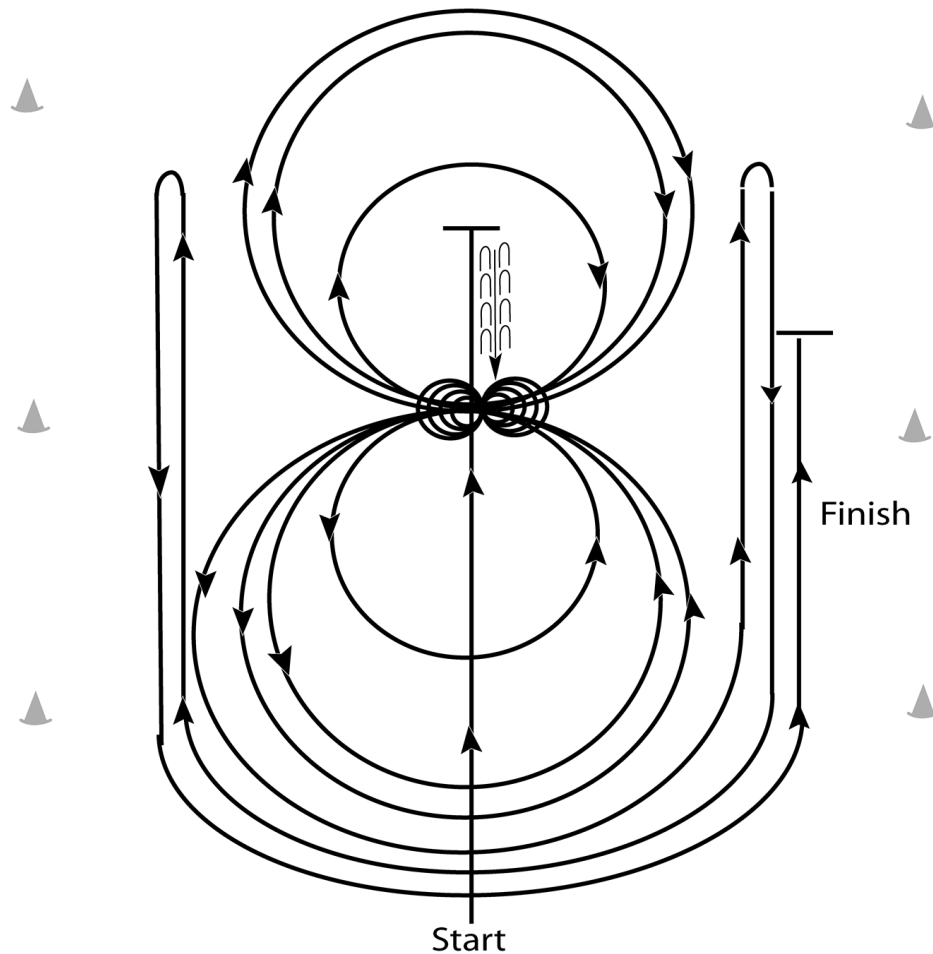
Pattern Provided by:

The Judges

Paint North Show

Reining

Show Date: 9-10 June 2018



1. Run past the center marker and do a sliding stop. Back up to the center of the arena or at least ten feet (3m). Hesitate.
 2. Complete four spins to the right.
 3. Complete four and one-quarter spins to the left so that horse is facing the left wall or fence. Hesitate.
 4. Beginning on the left lead, complete three circles to the left: the first circle small and slow; the next two circles large and fast. Change leads at the center of the arena.
 5. Complete three circles to the right: the first circle small and slow; the next two circles large and fast. Change leads at the center of the arena.
 6. Begin a large fast circle to the left but do not close this circle. Run up the right side of the arena past the center marker and do a right rollback at least twenty feet (6.09m) from the wall or fence – no hesitation.
 7. Continue back around the previous circle but do not close this circle. Run up the left side of the arena past the center marker and do a left rollback at least twenty feet (6.09m) from the wall or fence – no hesitation.
 8. Continue back around previous circle but do not close this circle. Run up right side of the arena past the center marker and do a sliding stop at least twenty feet (6.09m) from the wall or fence. Hesitate to demonstrate completion of the pattern.
- Rider may dismount and drop bridle to the designated judge.

[R/NRHAP-9]

Pattern Provided by:

The Judges

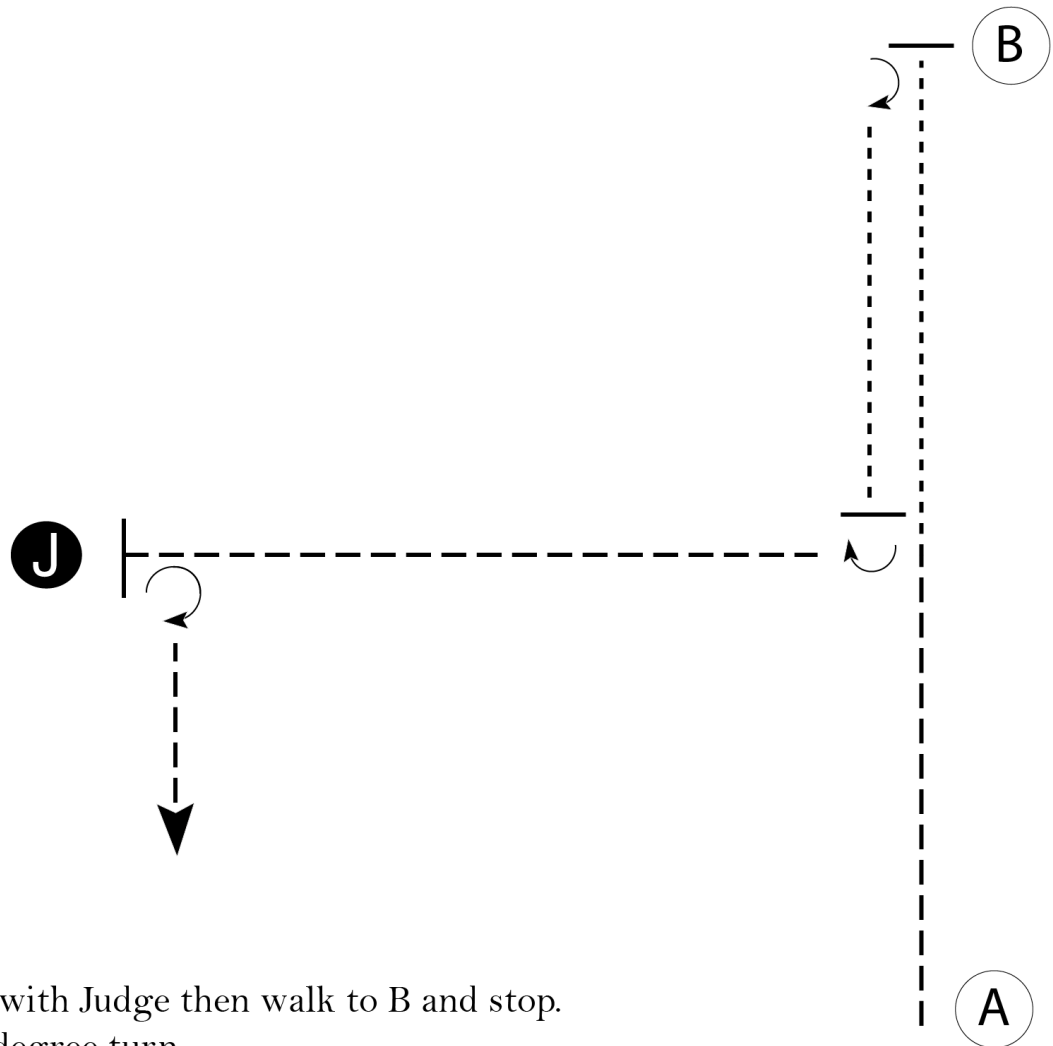
Paint North Show

Western Showmanship (Novice Amt, SPB Youth & SPB Amt)

Show Date: 9-10 June 2018

w w w . H o r s e S h o w P a t t e r n s . c o m

w w w . H o r s e S h o w P a t t e r n s . c o m



Be ready at A.

1. Trot until even with Judge then walk to B and stop.
2. Perform a 180 degree turn.
3. Walk until your horse's hip is even with Judge.
4. Perform a 1/4 turn.
5. Trot to Judge.
6. Set up.
7. Inspection. When dismissed, perform a 270 degree turn and trot to exit.

Walk	-----
Trot	- - - - -
Back	← ⊞ ⊞ ⊞ ⊞
Marker	⊙ B
Judge	● J

[S/1-120]

Pattern Provided by:

The Judges

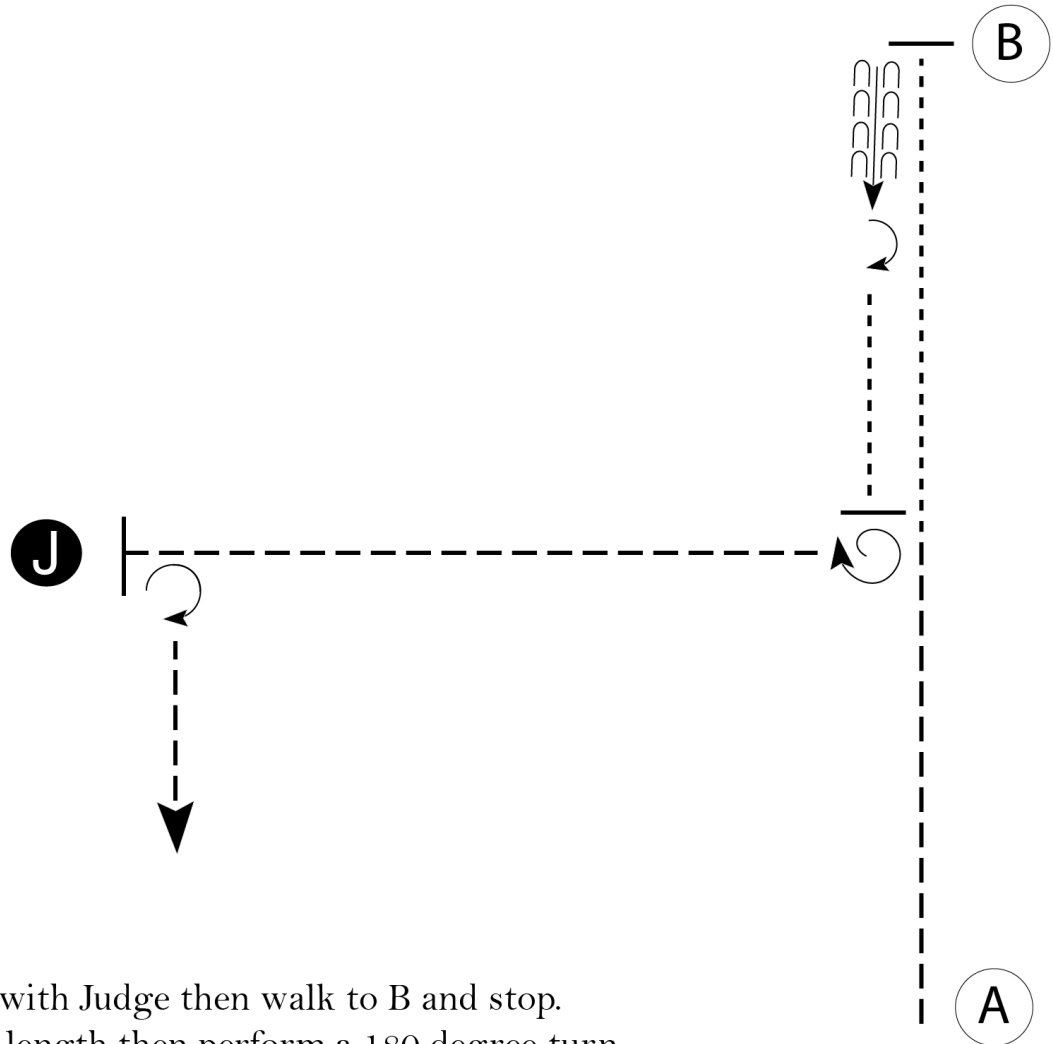
Paint North Show

Western Showmanship (Amateur and Youth)

Show Date: 9-10 June 2018

w w w . H o r s e S h o w P a t t e r n s . c o m

w w w . H o r s e S h o w P a t t e r n s . c o m



Be ready at A.

1. Trot until even with Judge then walk to B and stop.
2. Back one horse length then perform a 180 degree turn.
3. Walk until your horse's hip is even with Judge.
4. Perform a 1 1/4 turn.
5. Trot to Judge.
6. Set up.
7. Inspection. When dismissed, perform a 270 degree turn and trot to exit.

Walk	-----
Trot	- - - - -
Back	← 〰 〰 〰
Marker	⊙ B
Judge	● J

[S/3-120]

Pattern Provided by:

The Judges

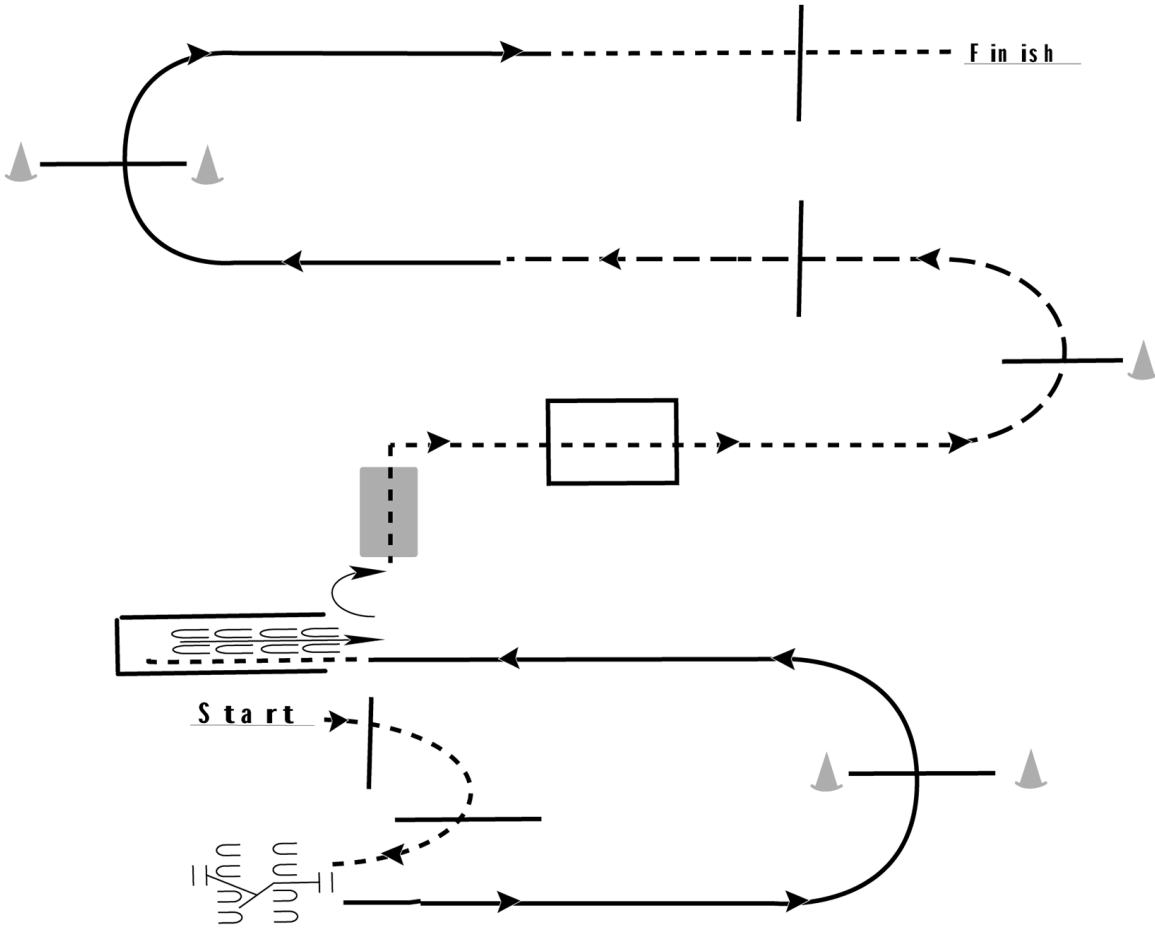
Paint North Show

Trail (Green, Novice Amt, All SPB)

Show Date: 9-10 June 2018

www.HorseShowPatterns.com

www.HorseShowPatterns.com



1. Walk over two poles to gate
2. Work gate with left hand
3. Lope on the left lead over pole
4. Break to a walk and walk into chute
5. Back out of chute
6. Walk over bridge
7. Walk through box
8. Trot over poles
9. Lope on the right lead over pole
10. Break to the walk and walk over final elevated pole to finish

Walk	-----
Jog	- - - - -
Extended Jog	- - - - -
Lope	—————
Leg Yield	
Lead Change	↘
Back	←←←←←
Marker	(B)
Sidepass	←-----←

[T/1-9]

Pattern Provided by:

The Judges

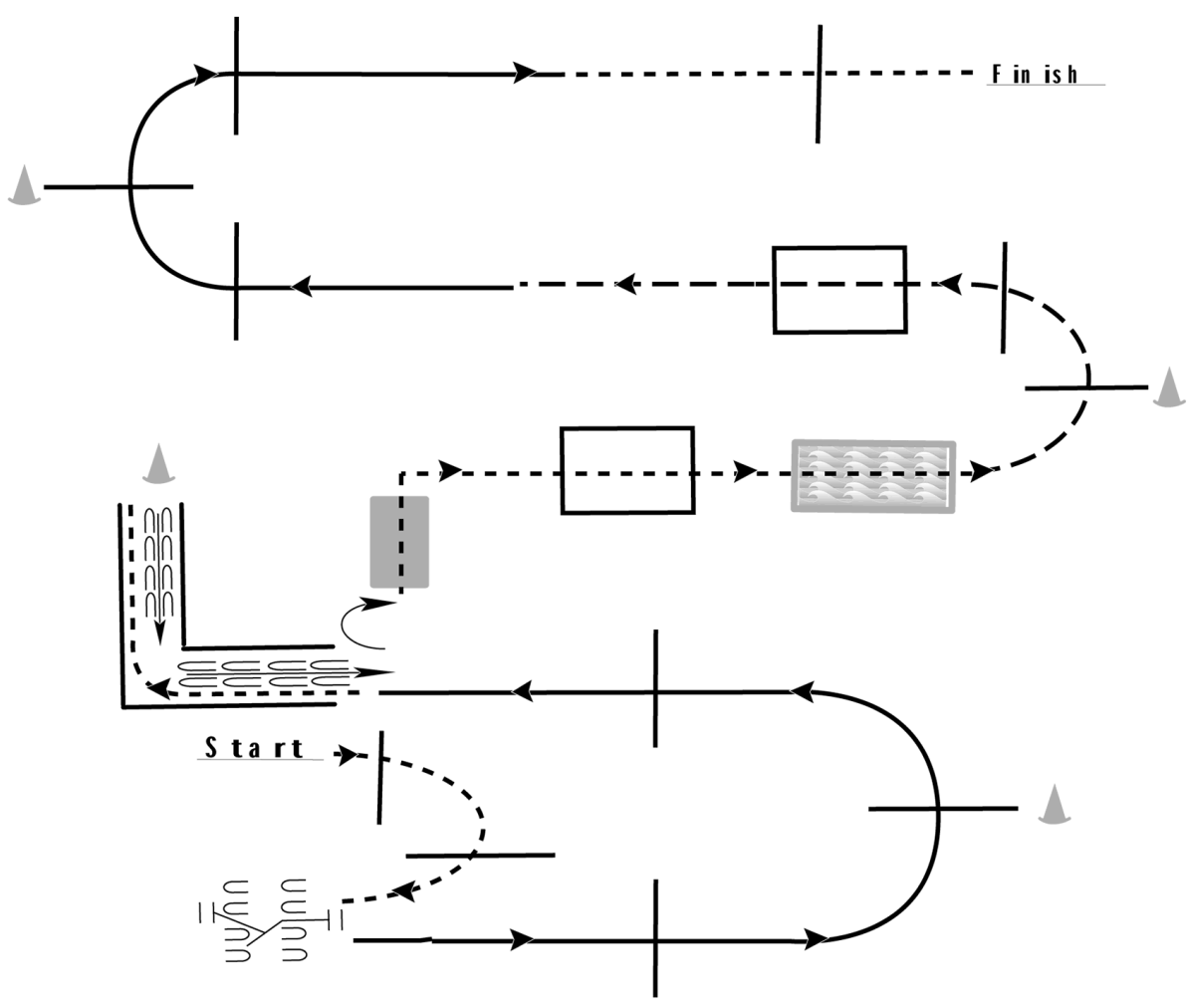
Paint North Show

Trail (Open, Amateur and Youth)

Show Date: 9-10 June 2018

www.HorseShowPatterns.com

www.HorseShowPatterns.com



1. Walk over two poles to gate
2. Work gate with left hand
3. Lope on the left lead over poles
4. Break to a walk and walk into L
5. Back out of L
6. Walk over bridge
7. Walk through box and through water box
8. Trot over poles and through box
9. Lope on the right lead over poles
10. Break to the walk and walk over final elevated pole to finish

Walk	-----
Jog	- - - - -
Extended Jog	- - - - -
Lope	—————
Leg Yield	
Lead Change	↙ ↘
Back	← ← ← ← ←
Marker	(B)
Sidepass	←-----→

[T/2-9]

Pattern Provided by:
The Judges

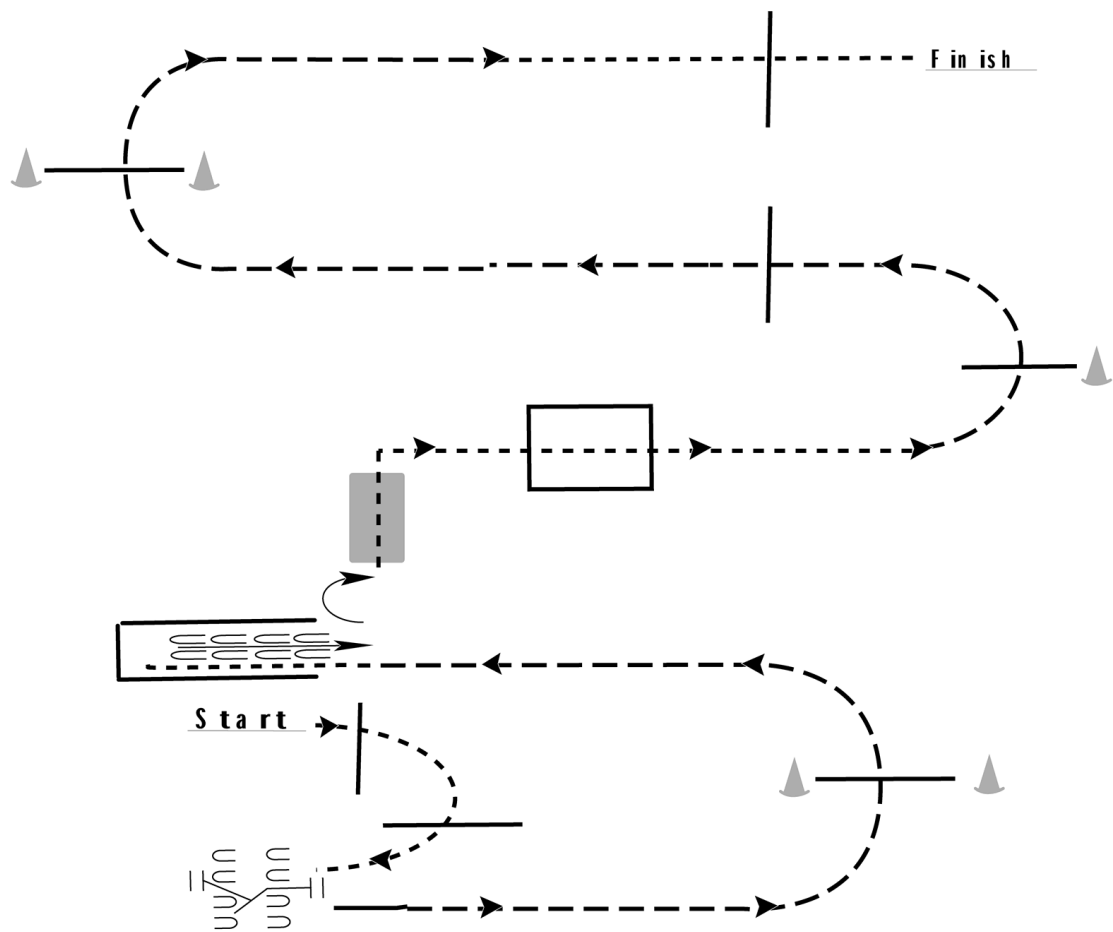
Paint North Show

All In Hand Trail

Show Date: 9-10 June 2018

www.HorseShowPatterns.com

www.HorseShowPatterns.com



1. Walk over two poles to gate
2. Work gate with left hand
3. Trot over pole and into chute
4. Back out of chute
5. Walk over bridge
6. Walk through box
7. Trot over poles
8. Break to the walk and walk over final elevated pole to finish

Walk	-----
Jog	-----
Extended Jog	-----
Lope	—————
Leg Yield	
Lead Change	—/—
Back	←←←←
Marker	Ⓚ
Sidepass	←-----→

[T/1-7]

Pattern Provided by:

The Judges

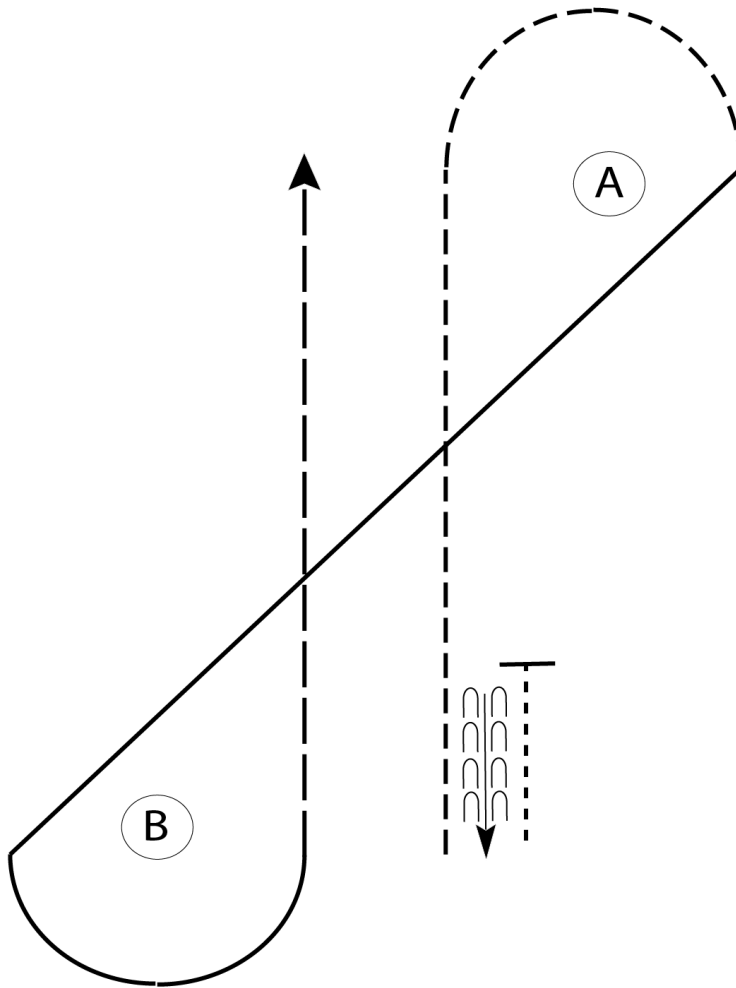
Paint North Show

Western Horsemanship (Novice Amt, SPB Youth & SPB Amt)

Show Date: 9-10 June 2018

www.HorseShowPatterns.com

www.HorseShowPatterns.com



Be ready lined up to A.

1. Walk approximately 2 horse lengths toward A.
2. Stop and back until even with B.
3. Jog to and around A.
4. Lope on the left lead to and around B.
5. Extended jog in a straight line.
6. Pattern is over once you have passed A.

Follow the instructions of your ring steward.

Walk	-----
Jog	- - - - -
Extended Jog	— — — —
Lope	—————
Lead Change	
Back	
Marker	

[WH/1-92]

Pattern Provided by:

The Judges

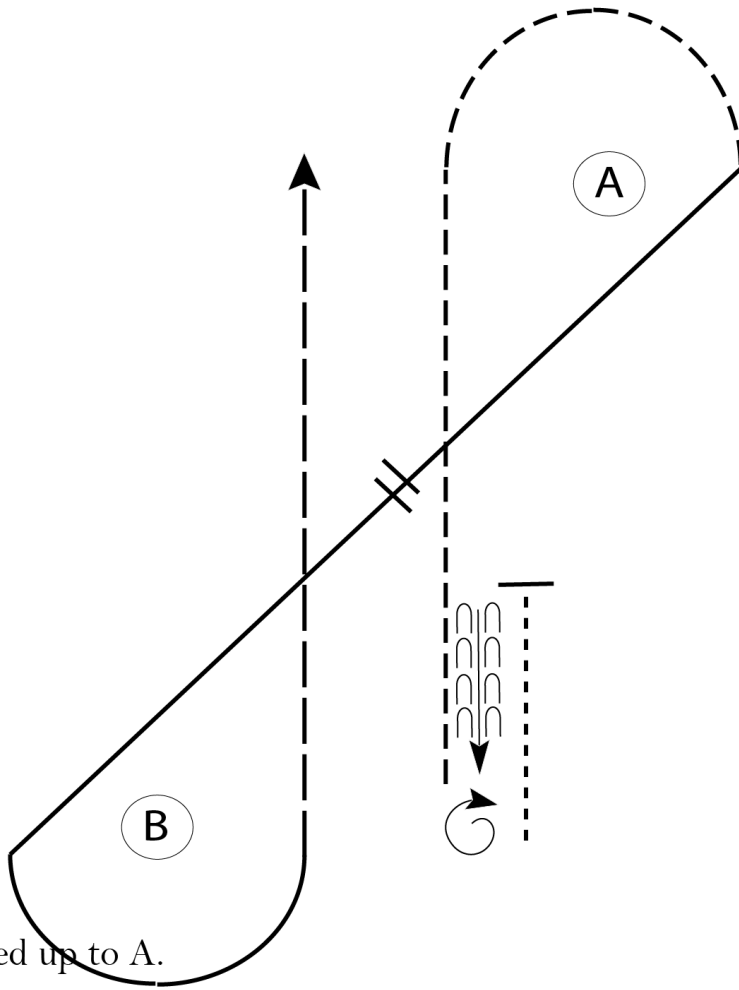
Paint North Show

Western Horsemanship (Amateur and Youth)

Show Date: 9-10 June 2018

w w w . H o r s e S h o w P a t t e r n s . c o m

w w w . H o r s e S h o w P a t t e r n s . c o m



Be ready lined up to A.

1. Walk approximately 2 horse lengths toward A.
2. Stop and back until even with B.
3. Perform a full turn right.
4. Jog to and around A.
5. Lope on the right lead halfway to B.
6. Change leads halfway to B and lope to and around B.
7. Extended jog in a straight line.
8. Pattern is over once you have passed A.

Follow the instructions of your ring steward.

Walk	-----
Jog	-----
Extended Jog	-----
Lope	-----
Lead Change	-----
Back	-----
Marker	(B)

[WH/3-92]

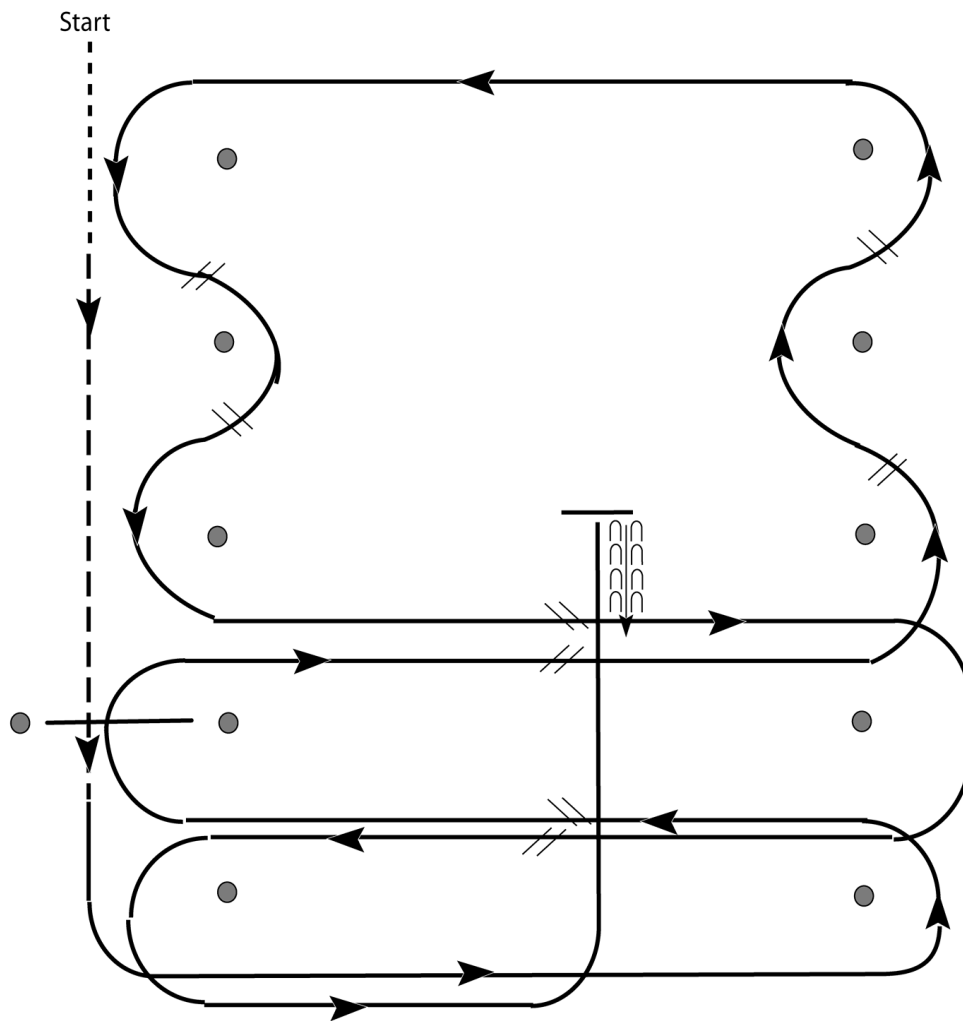
Pattern Provided by:

The Judges

Paint North Show

Western Riding

Show Date: 9-10 June 2018



1. Walk, transition to jog, jog over log.
2. Transition to left.
3. First crossing change.
4. Lope over log.
5. Second crossing change.
6. First line change.
7. Second line change.
8. Third line change.
9. Fourth line change.
10. Third crossing change.
11. Fourth crossing change.
12. Lope up the center, stop and back.

[WR/OP-3]

Pattern Provided by:

The Judges